




SAFETY DEVICES

-Suspension system by double wire rope, one of work and another of safety.

-Safety coefficient of the wire ropes superior to 8.



-End and upper limit switches.



-Contact system at the top of the platform with the tip of the blade.





-Anchor points EN795 for anchorage of operators and rescuer, emergency descent.



-Electric hoist e.lift® 501, certified for lifting people. Equipped with brake, emergency descent and overload detector.

-1 m of height for front handrail. 1,3 m of height for rear and side handrails.



-Flexible white rubber protections to prevent damage and color marks.

-Non-slip floor.

-Full control of position from the platform (height and guidance)

-Gauge light

-Acoustic overload warning and S.O.S indicators.



-Securichute® 600 fall arrester safety device with overspeed lock and emergency stop.



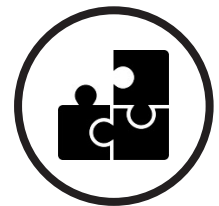
Suitable for all types of wind turbine. Used in wind turbines **from 30m to 150 m in height**. Shovels **up to 4,5m wide**.

Equipped with all the necessary systems to offer the best performance in terms of **safety and rescue**.



Certified / homologated / approved / used by main wind turbine manufacturers (Gamesa, Vestas, Bonus, Made...)

Small pieces, made of aluminum. Customizable: the equipment adapts to each situation, offering special installation guides for each wind turbine model.




Complete instruction manual. Training for assembly, use and maintenance of the machine.

Transport completely assembled or semi-mounted on trailer or van. Easily dismantled and palletized to facilitate long distance transports.

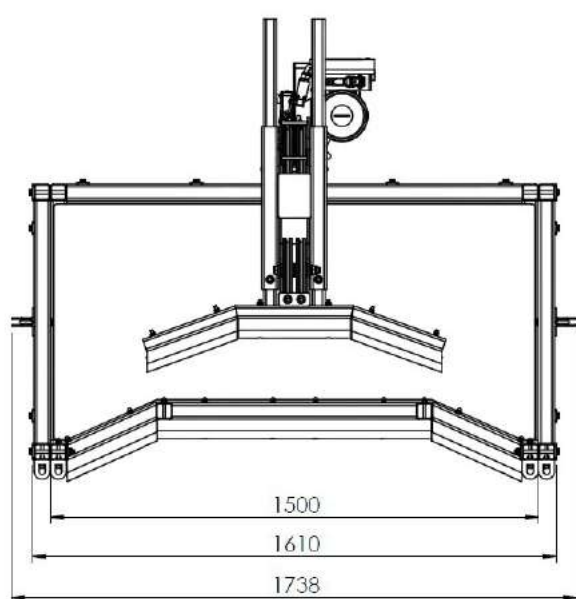
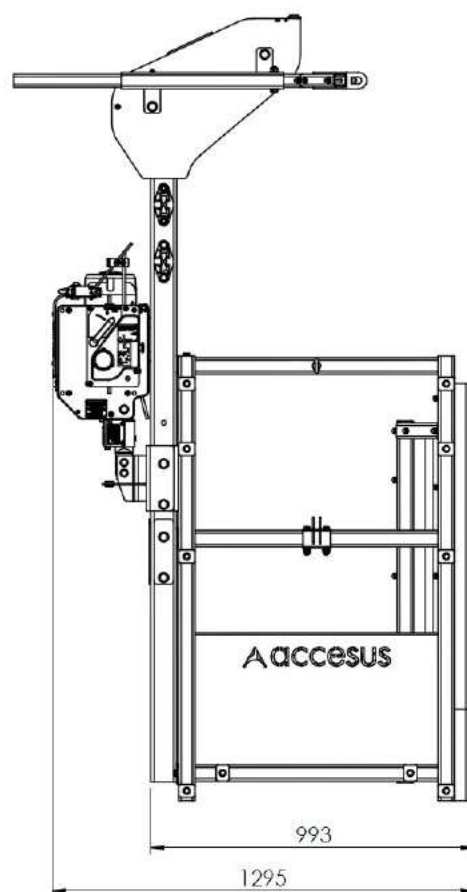
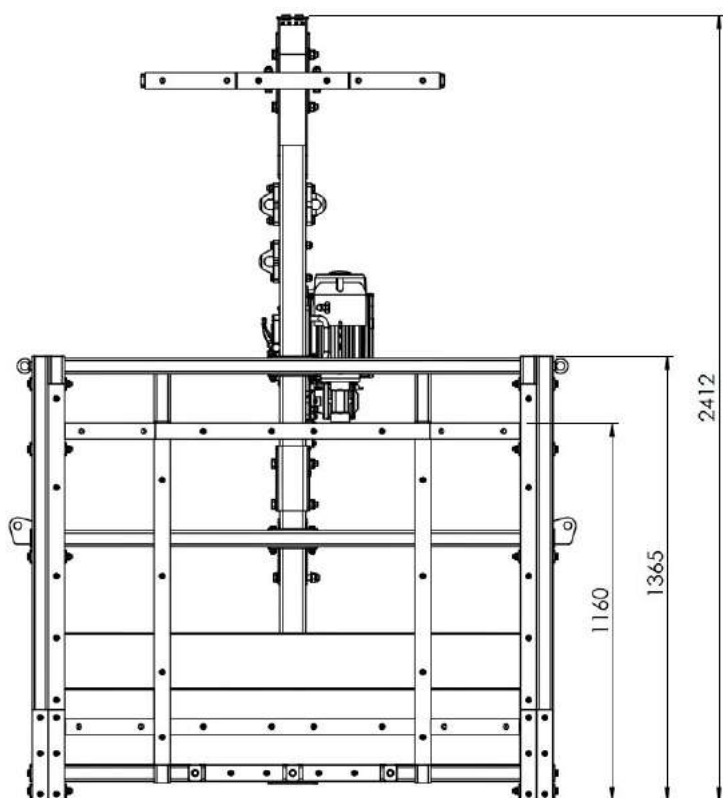


Design adapted to the shape of the blade with flexible white rubber protections to avoid damages.

CE marked. European Directive 2006/42/EC. European Directive 2006/95/EC. European Directive 2004/108/EC. EN ISO 12100:2010. UNE-EN 1808:2015.



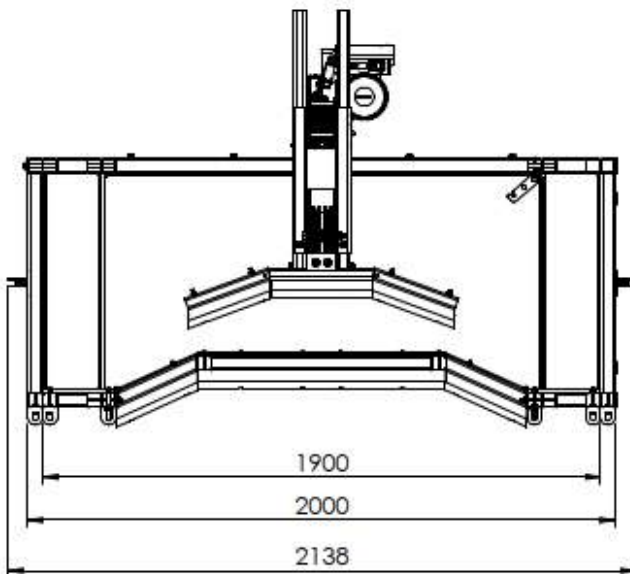
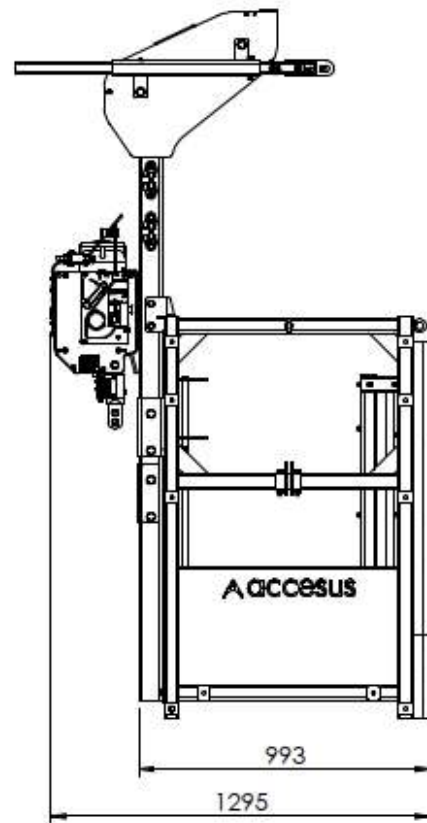
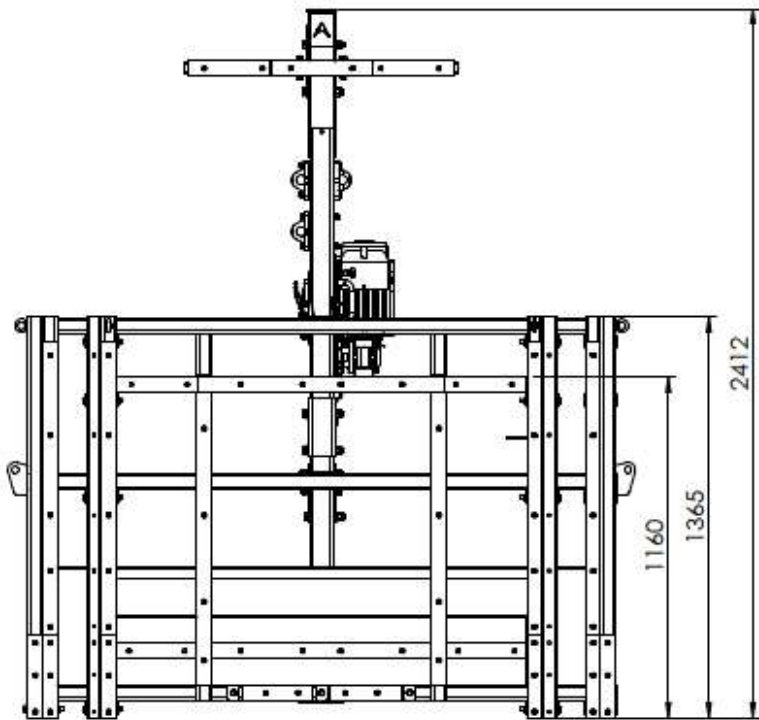
TECHNICAL DATA
1,6M PLATFORM



TECHNICAL FEATURES

MODUBLADE T.S.P. FOR WIND TURBINES	
Maximum load capacity	300 kg
Maximum height	Unlimited
Maximum length of the platform	1,6 m
Front handrail's height	1,0 m
Rear and side handrail's height	1,3 m
Dead weight	200 kg
Number of operators	2

TECHNICAL DATA
2M PLATFORM



TECHNICAL FEATURES


MODUBLADE T.S.P. FOR WIND TURBINES

Maximum load capacity	250 kg
Maximum height	Unlimited
Maximum length of the platform	2 m
Front handrail's height	1,0 m
Rear and side handrail's height	1,3 m
Dead weight	230 kg
Number of operators	2

Access to wind turbine's blades



Access to wind turbine's tower



Access to wind turbine's blades



Access to wind turbine's blades



EXAMPLES OF WORK CARRIED OUT



**GAMESA G4X y G5X,
blade maintenance (fiber)**



**GAMESA G4X y G5X,
tower maintenance (cleaning)**



GAMESA G10X, blade maintenance (root zone)



MADE, blade maintenance (end)



GAMESA G8X, blade maintenance (cleaning)



GAMESA G8X, tower maintenance (cleaning)



GAMESA G8X, blade maintenance (end)



GAMESA G10X, blade maintenance (root zone)



GAMESA G8X, tower maintenance (cleaning)



GAMESA G10X, blade maintenance (root zone)



VESTAS V90, tower maintenance (joint repair)



GAMESA G10X, blade maintenance (output edge access)



Training in Egypt.



Installation



HABITAT FOR ACCESUS MODUBLADE

TECHNICAL INFORMATION

The HABITAT is a new accessory for the Accessus Modublade platforms.

This accessory is designed to create a temperature and humidity controlled habitat.

Maintenance works can be carried out on the wind turbines under the rain and low temperatures.

The device is waterproof.

FEATURES

- Quick and easy installation. Can be installed with the platform and the cables already installed.
- Creates a controlled working environment ideal for blade repairs.
- Compatible with Accessus Modublade.
- Possibility to add your company logo in both sides and the back.
- Lightweight (10 Kg) and easy to transport.

